



The nominating committee will be looking to fill a few Executive and Committee positions in May. As you know, the guild is only going to grow with new members stepping up to fill positions. Please think seriously about taking a position. See Mari or Marg to have your name put forward. *Mari and Marg*

Next Guild Meeting

9:30am Feb. 14th, 2024
at the Salvation Army Hall.

Doors open at 9:00 am.

Agenda & Jan. minutes
will be emailed separately.

To bring:

- Name Tag • Agenda • Mug (coffee/tea is 25¢)
- Library books • Show & Tell
- Cheque or \$ for Program (usually \$20) or Workshop (varies) Sign-up
- Donation blocks/quilts/placemats
 - 'Free table' items
 - AND... If staying after (til 2:30 pm latest):
snack/lunch, sewing machine, your project(s) and supplies

Presidents' Message

Cold weather and heaps of snow was a perfect excuse to stay inside and sew... hopefully no one injured themselves shoveling our generous snowfall. We are on a fast track to the Show. It is sewing, volunteering, sewing, registration, sewing, etc. Watch for the Volunteer Sign-up lists to be out next meeting. As we have been saying, there is a lot to sign up for. Make sure you sign up early to get your preferred picks.

Yvonne and Pati



Quilt Registration Continues!

WE ARE HERE TO HELP IF YOU NEED ASSISTANCE WITH GETTING SHOW-READY.

Please bring your Registration forms and photos to the meeting to hand in. Note that even a **partial photo of the main fabrics/colours will do** for registering. The **crucial information** we require is your entry's finished size.

Just ask for help with hanging sleeves & labels too!

Thanks, *Quilt Show Committee*

QUILT SHOW Raffle Tickets

1. Please bring your money and sold raffle ticket booklet stubs to Sandy at the February meeting. Everyone is also encouraged to take a few extra booklets.
2. There is a potential opportunity to sell raffle tickets at an event being held at the Penticton Trade and Convention Centre on February 10th. If you are available to volunteer for a few hours between 11-4 please let Sandy know. More details soon, as this is not yet confirmed. Thank you!

Sandy



SHOW & TELL

As our next meeting happens on February 14th - VALENTINES DAY - it would be nice to see some of your RED quilts on display for Show & Tell.

Bring them if you can, we would love to see them!

March 27th Workshop



Plaid-ish Quilt



You need to get your **free pattern** by signing up for **Kitchen Table's** email list at this link:

<https://kitchentablequilting.myflodesk.com/>

There are three versions of the Plaid-ish quilt and you are welcome to do any one you like... I posted a little video on the Facebook group on how I cut up my scraps to use the most of them I can. Debra

Picking Up the Threads

2024 QUILT SHOW



WE NEED YOU

Friday APRIL 26 & Saturday APRIL 27, 2024 9:00 - 5:00

On Feb. 14, at our regular quilt guild meeting, sign-up sheets will be distributed for Volunteer positions for our April Quilt Show. There are more than 80 shifts available to be filled. We need YOUR help. If you are unable to attend the Feb. 14th meeting, please contact Else directly at 250 486-3609 to schedule your times. Thanks! Else



SCRAPPY GROUP TIPS

I hope everyone has had an opportunity to review their fabric stash. I was very happy to get such good feedback from individuals and the posting on facebook after last month's demo. Organizing your fabrics and scraps is an ongoing process, but time well spent. Having your fabric ready to use is key to help to inspire you and your creativity.

I do have a handout as a guide for common sizes for cutting scraps if anyone would like one.

Scrappy quilts have become very popular over the past couple of years. Patterns can be found most anywhere. I peruse my magazines and quilt books regularly to get ideas, as well as many sites on the Internet. Any block can be made with scraps, which will give it a new look.

1. Creating a structured look to your scrappy project can be achieved in a few ways. Feature a dominant colour or fabric, which will pull the whole design together. Repeating the colour or fabric in each block, as well as in sashes and borders, will give the project continuity. As an example, mix scrap squares with squares of a dominant colour or fabric. The same can be done with half square triangles.
2. Use different colours in repeat blocks. A scrap quilt which features the same block done in different colours. A star block for example, with each star a different colour, will give you a scrappy quilt without the randomness.
3. Work with colour palettes. When you work with specific colour palettes you can create different effects with your colour choices. Blocks are made the same, but each will feature a different colour combination.

I encourage you to make some scrappy blocks to get comfortable with the process. They can always be incorporated into placemats, potholders or hot pads. Don't forget the challenge to bring a scrappy project you created to our last guild meeting in May.

Betty



June 19 - 22, 2024 in Edmonton, Alberta

Join us for our "Gateway to Adventure" quilt conference

This conference will offer all the quilting adventures that attendees have come to know and love about **Quilt Canada** conferences; **National Juried Show**, additional Concurrent Quilt Shows, large Merchant Mall, lectures, quilt show tours and workshops.

The conference will be held under one roof at the Edmonton Convention Centre.



Stay up-to-date on Canadian quilting by subscribing to the FREE monthly e-newsletter on the CQA website canadianquilter.com

Empty thread spools are still needed... big, small, wooden, or plastic. Please bring to next Feb. or Mar. meetings if you have any.

Thanks, *Quilt Show Committee*



In case no one has told you today, you are amazing and deserve all of the pretty fabric.



Happy Valentine's Day!

Show & Tell

Rolande Girouard
For a good friend.



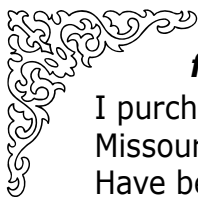
Show & Tell

Penny-April
Dellamater

Started this project as a Thanksgiving tablecloth, then decided to enlarge it for a Quilt of Valour instead. Quilted by Whispering Pines in a pumpkin motif.




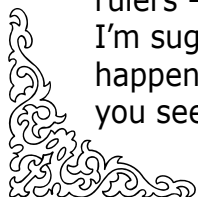

YOU NEVER KNOW
WHAT YOU HAVE
UNTIL YOU CLEAN
YOUR CRAFT ROOM.



from Jane:

I purchased a 9.5" square ruler from the Missouri Star Quilt Co. about a year ago. Have been having problems squaring things up for a while. It turns out that the ruler is NOT square! It was made wrong at 1 inch – like a thread thicker – by 8.25 inches, which only equalled a little over 9.25". Compared it to my mat and other rulers – so out on measurement!

I'm suggesting that people check their own rulers... defects happen. Oh, I had been blaming myself! LOL. So funny when you see it; I will bring it to the meeting.



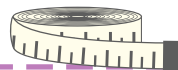
**Show
&
Tell**

Kaleden Group
Another Community
quilt finished!



Yvonne Mottishaw

This Baby Doll quilt is for my
Grandaughter turning three.
She got a doll crib for Christmas,
so I figured she needed a quilt.
< The Doily in the centre front
came from my mom's stash of
doilies (back >).



Gleanings from the Internet

See attached foundation paper piecing template *Boxy Heart FPP* for one heart block. Or just make a single mug rug.

Click **HERE** for the full tutorial, or copy & paste this link:



www.seasonedhomemaker.com/valentine-heart-mini-quilt-tutorial/



Debra Quilts Lots
 Debra McCracken | Freehand LongArm Quilting
 Chief Creative Officer | Custom Quilts, Project Bags
 debraquiltslots@gmail.com | Phone/Text 250-304-8287
 debraquiltslots.com follow us on Facebook and Instagram



CHERRY TREE & CO
 QUILTING & SEWING

Quilt Shop, Sewing Centre &
 Longarm Quilting Centre

cherrytreequilts.ca

9908 Main St Summerland BC
 250 494 1314 info@cherrytreequilts.ca




Black Rabbit Fabric

#103 - 1475 Fairview Road, Penticton
 Hours: Tuesday - Friday 9-4, Saturdays 10-12
 Closed Sundays & Mondays and Long Weekends
 'Open Sew' on Tuesdays & Thursdays 11-3,
 reservations recommended.



POPPIN'S QUILT PARLOUR

350 Main Street
 Penticton, BC V2A 5C3
 ph: 250-493-1815

www.quiltparlour.com
quiltparlour@telus.net

Barb Winstanley




QUILTING AND FABRIC SHOP

CHITTER CHATTER FABRICS

CHITTERCHATTERFABRICS.COM

- ❖ GREAT SHIPPING RATES WITHIN CANADA
- ❖ IN-STORE SHOPPING
- ❖ CURBSIDE PICK-UP

604-856-0420
 6070 Beatty Rd Abbotsford

